


Calibration of flow velocity, flow rate and mass flow



Free jet wind tunnel WK320 with Laser Doppler Anemometer (LDA)

The Höntzsch calibration laboratory

The Höntzsch calibration process is subject to the Quality Management Systems ISO 9001 and is accredited according to DIN EN ISO/IEC 17025 by the German Accreditation Body (DAKkS). The DAKkS accreditation of our calibration laboratory for the field of gas flow velocity, volume of flowing gases and mass of flowing gases is a confirmation by the German Accreditation Body (DAKkS) about the traceability to national standards of the Physikalisch-Technische Bundesanstalt (PTB) and the accuracy of the references used. Naturally the calibration of all sensors and flow meters outside of the scope of accreditation is also based on references traced to national standards of the Physikalisch-Technische Bundesanstalt (PTB).

Ensuring global uniformity of dimensions, Höntzsch GmbH & Co. KG works closely together with other national and international metrological institutes. This goal is achieved through an intensive exchange of research results within the framework of Höntzsch GmbH & Co. KG's membership in the German calibration service (DKD) in technical committee 11, Flow Measurands, and through extensive international comparative measurements. Here, the calibration procedures are consistently promoted and developed further to reduce measurement uncertainties.



Atmospheric flow rate test bench AVP



High pressure flow rate test bench HDVP

DAkkS-calibrations according to DIN EN ISO/IEC 17025:

Measuring unit	Calibration medium	Measuring range	Best measurement uncertainty in relation to the measured value
Flow velocity	air	0.1 m/s to 70 m/s	0.5 % but not less than 0.01 m/s
Flow rate or volume of flowing gases	air at atmospheric conditions	22 l/h to < 400 l/h	0.39 %
		$\geq 0.4 \text{ m}^3/\text{h}$ to $57.9 \text{ m}^3/\text{h}$	0.36 %
		$5 \text{ m}^3/\text{h} < 400 \text{ m}^3/\text{h}$	0.30 %
		$\geq 400 \text{ m}^3/\text{h}$ to $5500 \text{ m}^3/\text{h}$	0.25 %
Mass flow or mass of flowing gases	air at atmospheric conditions	26 g/h to < 480 g/h	0.39 %
		$\geq 0.48 \text{ kg/h}$ to 69.5 kg/h	0.36 %
		6 kg/h to < 500 kg/h	0.30 %
		$\geq 500 \text{ kg/h}$ to 6600 kg/h	0.25 %




Nozzle flow rate test bench DVP

ISO calibrations / factory calibrations:

Measuring unit	Calibration medium	Measuring range	Best measurement uncertainty in relation to the measured value
Flow velocity	air at atmospheric conditions	0.1 m/s to 70 m/s	0.5 % but not less than 0.01 m/s
Flow velocity at high temperatures (HTP)	air in temperature range: up to 400 °C	0.5 m/s to 70 m/s	2-3 % but not less than 0.02 m/s
Flow rate	air at atmospheric conditions	22 l/h < 400 l/h	0.39 %
		≥ 0.4 m ³ /h to 61 m ³ /h	0.36 %
		1.5 m ³ /h < 400 m ³ /h	0.30 %
		≥ 400 m ³ /h to 11000 m ³ /h	0.25 %
Flow rate	up to 10 bar absolute pressure for air and other inert gases	0.2 m ³ /h to 4000 m ³ /h	up to 1.0 %
Flow rate	various gases: argon, propane, hydrogen, natural gas, landfill gas, helium, air, butane, oxygen, noble gases, non-aggressive gases	0.06 m ³ /h to 100 m ³ /h	0.8 %
Flow velocity	water	0.02 m/s to 3.5 m/s (in DN100-pipe)	0.7 % + 0.002 m/s
Flow rate	water	0.5 m ³ /h to 100 m ³ /h	0.7 % + 0.057 m ³ /h
Flow rate	numerous liquids	0.02 l/min to 9 l/min	1.0 %
Temperature	water	20 °C to 100 °C	0.1 K

WK320	Göttinger free jet wind tunnel
Reference	Laser-Doppler-Anemometer (LDA)
Calibration range	0.1 m/s to 70 m/s
Calibration medium	air at atmospheric conditions

WK180	Free jet wind tunnel
Reference	differential pressure system with DAkkS-calibrated transfer measurement standards
Calibration range	0.1 m/s to 70 m/s
Calibration medium	air at atmospheric conditions




Free jet wind tunnel WK180

AVP	Atmospheric flow rate test bench
Reference	PTB-calibrated transfer measurement standards
Calibration range	1.5 m ³ /h to 11000 m ³ /h
Calibration medium	air at atmospheric conditions

DVP	Nozzle flow rate test bench
Reference	DAkkS-calibrated, supercritically operated venturi nozzles / laval nozzles
Calibration range	0.022 m ³ /h to 61 m ³ /h (0.367 l/min to 1016.67 l/min)
Calibration medium	air at atmospheric conditions

NWK	Low velocity wind tunnel with closed test section
Reference	DAkkS-calibrated transfer measurement standards
Calibration range	0.25 m/s to 5.0 m/s
Calibration medium	air at atmospheric conditions

HTP	High temperature flow test bench in closed construction 'University of Stuttgart'
Reference	LDA-calibrated transfer measurement standards
Calibration range	0.5 m/s to 70 m/s
Temperature range	+20 °C to 400 °C
Calibration medium	air



High temperature flow test bench HTP in closed construction
'University of Stuttgart'

NWK Low velocity wind
tunnel

HDVP	High pressure flow rate test bench in closed construction
Reference	PTB-calibrated transfer measurement standards
Calibration range	0.2 m ³ /h to 4000 m ³ /h (0.02 Norm-m/s to 350 Norm-m/s)*
Pressure range	1000 hPa to 10000 hPa
Temperature range	+20 °C to +45 °C
Calibration medium	air (optional numerous inert gases)

* calculated from flow rate and average flow velocity with the respective profile factor in DN200 pipe

RVP	Real gas flow rate test bench
Reference	DAkKS-calibrated transfer measurement standards
Calibration range	0.06 m ³ /h to 100 m ³ /h (0.08 Norm-m/s to 150 Norm-m/s)*
Calibration medium	various gases

* calculated from flow rate and average flow velocity in DN16 pipe

WVP	Water flow rate test bench
Reference	electromagnetic flow rate meter
Calibration range	0.5 m ³ /h to 100 m ³ /h (0.02 m/s to 3.5 m/s)*
Calibration medium	water

*calculated from flow rate and average flow velocity in DN100 pipe



Water flow rate test bench

Calibration / Measurement uncertainty / Recalibration

The Höntzsch calibration laboratory is able to carry out an optimally tailored calibration for every type of operation. As close an approximation as possible to the real conditions is achieved using a variation of pressure, temperature and type of calibration medium.

This ideal choice of calibration conditions means that measurement uncertainties in practical applications are reduced to a minimum. Höntzsch calibration certificates document the set value and actual value and provide the user with proof and reliability that faultless and accurate measuring equipment is in use for solving measuring problems.

The measurement uncertainties shown on the calibration certificate are determined according to the "GUIDE OF EXPRESSION OF UNCERTAINTY IN MEASUREMENT". The expanded measurement uncertainties result from the standard measurement uncertainties being multiplied with the coverage factor $k = 2$. The value of the measurable variable lies as a rule with a probability of approx. 95 % within the respective value interval.

Unless noted otherwise in the DAkkS calibration certificate, the measurement result and the statement of conformity derived from it for as left calibrations are always within the specification limit using the measurement uncertainty (U) as Guard Band (w). With this approach, the probability of false acceptance (PFA) is 2.5%. For as found calibrations, a non-binary statement of conformity using the Guard Band ($w = U$) with 50% probability of false acceptance is used.

It must be pointed out that additional measurement uncertainties can arise from modified application conditions. Influencing factors are, for example, pressure, temperature, flow profile and the degree of turbulence of the flow to be measured. Details regarding measurement uncertainty of each measuring system can be found in the relevant data specification.

It is the responsibility of the user to determine the recalibration interval. The intervals should be chosen so that the re-calibration takes place before a significant change in the medium for the measurement problem. Please take into account the specific application conditions, environmental influences and the extent of potential secondary damage caused by values outside the specified tolerance.

Standards, directives or legal requirements can also determine the right time for a recalibration.

Höntzsch GmbH & Co. KG

Gottlieb-Daimler-Straße 37

D-71334 Waiblingen

Tel: +49 7151 / 17 16-0

E-Mail info@hoentzsch.com

Internet www.hoentzsch.com

Subject to alteration
